












CONDUIT SYSTEMS  
FOR ELECTRICAL WIRES  
AND CABLES:

ANACONDA CONDUIT  
FOR HYGIENIC DESIGN

 **ANAMET EUROPE**  
YOUR CONDUIT SYSTEM SPECIALIST

# Conduit and fitting selection table Anaconda Hygienic Design solutions.

Sealtite	Material	Material	Temp. (°C)		Resistance (NEN-EN-IEC 61386)			Flexi- bility	Resistance		Approvals		Protec- tion	Page
			Min.	Max.	Compr.	Impact	Tensile		UV	Oil				
 FG White	Galvanised steel	PVC-RoHS	-20	+60	4 (1250N)	4 (6J)	4 (1000N)	+++	++	+++	FDA NSF	PG GOST-R	IP 67	05
 FG Blue	Galvanised steel	PVC-RoHS	-20	+60	4 (1250N)	4 (6J)	4 (1000N)	+++	++	+++	FDA	PG GOST-R	IP 67	06
 NMFG Blue	PVC, PVC reinforced RoHS	-	-35	+50	1 (125N)	3 (2J)	4 (1000N)	++++	+++	+++	FDA NSF	PG GOST-R	IP 67	08
 HFX Blue	Galvanised steel	TPU Halogen-free RoHS	-55	+105	4 (1250N)	4 (6J)	4 (1000N)	++++	++++	++++		PG GOST-R	IP 67	9
 HFI Blue	Stainless steel AISI-304	TPU Halogen-free RoHS	-55	+105	4 (1250N)	4 (6J)	4 (1000N)	++++	++++	++++		PG GOST-R	IP 67	10
 HCI Blue	Stainless steel AISI-304	PVC-RoHS	-45	+105	4 (1250N)	4 (6J)	4 (1000N)	+++	++++	++++		PG GOST-R	IP 67	11
 HCI-316 Black	Stainless steel AISI-316	PVC-RoHS	-45	+105	4 (1250N)	4 (6J)	4 (1000N)	+++	++++	++++		PG GOST-R	IP 67	12
 EF Grey	Galvanised steel	PVC-RoHS	-25	+70	4 (1250N)	4 (6J)	4 (1000N)	+++	+++	+++		PG GOST-R	IP 67	13
 NMUA Grey	PVC, PVC reinforced RoHS	-	-20	+80	2 (320N)	3 (2J)	4 (1000N)	+++	++++	+++	UL SP	PG GOST-R	IP 67	22
 NMSF Grey	PVC, PVC reinforced RoHS	-	-20	+80	1 (125N)	3 (2J)	4 (1000N)	++++	+++	+++		PG GOST-R	IP 67	23
 CNP Orange	PVC, Nylon reinforced RoHS	-	-20	+60	1 (125N)	3 (2J)	4 (1000N)	++	++++	++++		PG GOST-R	IP 67	27

Fitting	Material	Temperature (°C)		Thread size range			Approvals			Protection	Page	
		Min.	Max.	ISO	Pg	NPT						Class
 Food Grade	Stainless steel AISI-316	-60	+80	M16 to M63	-	-			FDA	PG GOST-R	IP 68	14
 Compact	INOX AISI-316 or Nickel plated brass	-40	+100	M16 to M63	-	1/2" to 2"			UL SP	PG GOST-R	IP 67	15
 Plastic	Polyamide PA6	-40	+100	M16 to M40	-	1/2" to 2"			UL SP	PG GOST-R	IP 67	24
 CNP	INOX AISI-303	-45	+105	M16 to M63	-	-				PG GOST-R	IP 67	28

ANACONDA  
CONDUIT FOR  
HYGIENIC  
DESIGN

ENGINEERING  
DATA

## The Importance of Hygienic Design

The food industry is a global business that faces global challenges. The fight against food borne contamination as a result of deadly outbreaks of bacteria like Listeria, E. coli, Salmonella, Clostridium B and many others has forced the industry to improve the way it operates. The baby food powder scandal in China, the salmon and meat adulteration scandals in Europe and the meat expiration scandal in the USA are testament to the global nature of the challenges that the industry is facing. As public and government pressure mounts, the industry is having to take far reaching measures to improve and adapt their facilities and machines and equipment to meet higher standards of Hygienic Design in compliance with Good Manufacturing Practice (GMP), laws and regulations.

On this note, it is widely acknowledged that 90% of all contaminants and allergens is due to poor design and lay-out of factories and machines while 10% is attributable to other factors like protocol negligence, poor air quality and human related factors.

In Europe, Hygienic Design has a long history dating back to the introduction of Sanitary 3- Standards in 1950 to the introduction of guidelines and principles for Hazard Analysis Critical Control Points (HACCP) in 1995 - a program based on a systematic, preventive approach to food safety in a production process. Further guidelines to promote Hygienic Design in the food industry have been formulated and introduced by the European Hygienic Engineering Design Group (EHEDG) many of which have been implemented by the industry.

## Hygienically Designed Conduits and Fittings for the Food Industry

Today, Hygienic Design plays an even more important role than it has ever done before. OEMs are now obliged by guidelines, regulations and law to pay far greater attention to the materials used in the design, fabrication and construction of their equipment and machines to ensure they are built to the highest hygienic standards. Working in close collaboration with leading manufacturers and authorities in the industry, Anamet has developed an innovative range of conduits and fittings that meet these higher standards of hygiene, are free of chemicals that could cause contamination and are easy-to-clean.

From the offset, Anamet set out to design a range of cable protection systems for use on machines and equipment operating in the Food Non-Contact, Splash and Non-Food Zones in line with NSF standards. Great care and attention has been taken to ensure that cable protection systems like Sealtite FG and NMFG meet the following criteria:

- a watertight IP68 rating system which provides the necessary level of protection against pressure sprays
- materials that are free of chemicals documented to be harmful to the food supply chain according to FDA CFR 21 requirements
- materials tested, audited and certified in line with NSF/ANSI-51 and 169 Standards
- materials tested and certified by ECOLAB to be resistant to cleaning compounds and disinfectants

In addition, Anamet 's Hygienic Design Food Grade cable protection systems offer several other benefits:

- Enable food manufacturers to comply with HACCP programs and EHEDG guidelines
- Eliminate the need for cable trays and other, difficult to clean, cable bundling systems
- Reduce down time cleaning compared to multiple cables in trays
- Enable several cables and pneumatics (air hoses) to be installed together in one conduit
- No special tooling required, permitting easy, time saving installation
- No release of chemicals that could contaminate the food chain

Other features of Anamet Hygienic Design Food Grade cable protection systems include:

- No metal-on-metal sealing
- No sharp transitions or openings where bacteria can deposit
- Fittings designed with rounded corners to minimise the risk of bacteria accumulation
- Use of O-ring and gasket made of materials conform the requirements of FDA CFR 21

ANACONDA  
CONDUIT FOR  
HYGIENIC  
DESIGN

ENGINEERING  
DATA

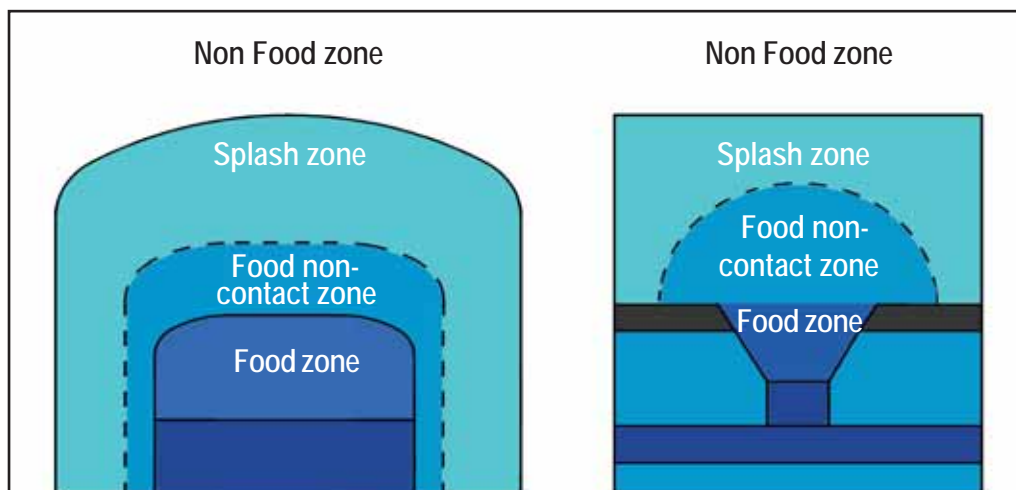
## Anamet Hygienic Design Food Grade Cable Protection Systems

The NSF has defined four food application Zones. The following table gives an overview of the zones where flexible conduit can be used to connect machines and equipment to electrical feed junction boxes and power supplies.

### Definition of Zones in relation to conduit and fittings

Zone	Definition	Use of Electrical Conduit (Y/N)	Product Guide
Food Zone	Area where direct contact with food products is normally expected and surfaces from which food may drip, drain or splash back onto surfaces which are normally in contact with food stuffs.	No. If there is constant contact, conduit and fittings are not recommended.	Not applicable
Food Non-Contact Zone	Equipment surfaces intended to be in direct contact with food and equipment surfaces	Yes. As defined in NSF 170, Para. 3.225.2	Seallite FG White Seallite FG Blue Seallite NMFG Blue
Splash Zone	Equipment surfaces, other than those in the Food Zone, that are subject to splash, spillage, or other food soiling, during operation of the equipment.	Yes. As defined in NSF 170, Para. 3.225.7	Seallite FG White Seallite FG Blue Seallite NMFG Blue Seallite HFX Blue
Non-Food Zone	Exposed equipment surfaces other than those in a Food, Food Non-Contact or Splash Zone	Yes. As defined in NSF 170, Para. 3.225.4	Seallite HFX Blue, HFI Blue, HCI Blue, HCI 316 Black, EF Grey, NMUA Grey, NMSF Grey, CNP Orange

### Localisation of Food Zones



### Serving the Needs of the Food Industry

Anamet's range of Hygienic Design Food Grade cable protection systems are available in both metallic and non-metallic versions and are recommended for use in the Food Non-Contact and Splash Zones as outlined above. A wide range of other products are also available for use with equipment and machines in the Non-Food Zone and the Unexposed Non-Food Zone. All of these products feature in this catalogue.



**Sealtite FG white:**  
**Hygienic design.**

Sealtite FG is a very flexible conduit for use in both static and dynamic applications on a wide range of food processing equipment such as slicers, mixers, cutters, sorting machines, vertical and horizontal packaging machines and electrical installations and motors located in the Food-Non Contact and Splash Zones. Sealtite FG conduit and its fittings meet the requirements of FDA CFR 21, are certified in accordance with NSF/ANSI 51-169 material design requirements and are resistant to chemicals and detergents in accordance with ECOLAB certification. This makes Sealtite FG cable protection systems suitable for the most demanding applications in the food and pharmaceutical industries where a high level of hygiene is specified.

FDA CFR 21 and NSF 51 requirements.

**Special approvals:** NSF Certified to NSF / ANSI 169 for special purpose food equipment or devices.

**Temperature:** -20 °C to +60 °C, intermittent up to +80 °C.

**Colour:** White.

**Classification according NEN-EN-IEC 61386:**

**Compression resistance:** Class 4, Heavy (1250 N).

**Impact resistance:** Class 4, Heavy (6 J).

**Tensile strength:** Class 4, Heavy (1000 N).

**Protection class:** IP 67 (dust-proof, water-tight), with hygienic fittings IP 68.

**Material & Construction:**

**Construction:** Galvanised steel core, square-locked with cord packing, thick smooth thermoplastic cover (PVC compound). From 1.1/2" a fully inter-locked profile will be used.

**Cover specifications:** PVC, lead-free according to RoHS, specially formulated for food and beverage applications per



**ANACONDA  
CONDUIT FOR  
HYGIENIC  
DESIGN**

**CONDUIT  
TYPE FG  
WHITE**

Sealtite	Diameter		Bending radius		Standard carton		Small carton		Reels		Weight (Kg/m)
	Size (Inch)	Inside (mm)	Outside (mm)	Static (mm)	Dynamic (mm)	Metre	Article No.	Metre	Article No.	Metre	
						White			White		White
3/8"	12,6	17,8	60	85	30	341.012.1	-	-	-	-	0,3
1/2"	16,0	21,1	75	110	30	341.016.1	-	-	-	-	0,4
3/4"	21,0	26,4	90	140	30	341.020.1	-	-	-	-	0,6
1"	26,5	33,1	120	170	30	341.026.1	-	-	-	-	0,8
1.1/4"	35,1	41,8	135	215	15	341.035.1	-	-	-	-	1,1
1.1/2"	40,3	47,8	165	250	15	341.040.1	-	-	-	-	1,5
2"	51,6	59,9	210	300	15	341.050.1	-	-	-	-	2,0

The fittings for Sealtite FG are outlined on page 08



Size Sealtite	Inch	1/4"	5/16"	3/8"	1/2"	3/4"	1"	1 1/4"	1 1/2"	2"	2 1/2"	3"	4"
Fittings	ISO	M12-M16	M16-M20	M16-M20	M20	M25	M32	M40	M50	M63	M75	M90	M105
	PG	7	9 - 11	11 - 13,5	16	21	29	36	42	48	-	-	-
	NPT	-	-	1/2"	1/2"	3/4"	1"	1 1/4"	1 1/2"	2"	2 1/2"	3"	4"





**Sealtite FG blue:  
Hygienic design.**

Sealtite FG is a very flexible conduit designed for use in both static and dynamic applications on a wide variety of food processing and preparation equipment like dough and meat cutting machines, vertical and horizontal packaging machines, measuring devices like probes and flow meters and high speed detection sensors as well as the protection of power, data and switch cables on a wide variety of electrical installations located in the Food Non-Contact and Splash Zones. Sealtite FG conduit and its fittings meet the requirements of FDA CFR 21, are certified in accordance with NSF/ANSI 51-169 (certificate pending) material design requirements and are resistant to chemicals and detergents in accordance with ECOLAB certification. This makes Sealtite FG cable protection systems suitable for the most demanding applications in the food and pharmaceutical industries where a high level of hygiene is specified.

From 1.1/2" a fully inter-locked profile will be used.  
**Cover specifications:** PVC, lead-free according to RoHS, specially formulated for food and beverage applications per FDA CFR 21 and NSF 51 requirements.  
**Special approvals:** NSF Certification to NSF / ANSI 169 for special purpose food equipment or devices pending.  
**Temperature:** -20 °C to +60 °C, intermittent up to +80 °C.  
**Colour:** Blue.

**Classification according NEN-EN-IEC 61386:**  
**Compression resistance:** Class 4, Heavy (1250 N).  
**Impact resistance:** Class 4, Heavy (6 J).  
**Tensile strength:** Class 4, Heavy (1000 N).  
**Protection class:** IP 67 (dust-proof, water-tight), with hygienic fittings IP 68.

**Material & Construction:**

**Construction:** Galvanised steel core, square-locked with cord packing, thick smooth thermoplastic cover (PVC com-



Sealtite	Diametre		Bending radius		Standard carton		Small carton		Reels		Weight (Kg/m)
	Size (Inch)	Inside (mm)	Outside (mm)	Static (mm)	Dynamic (mm)	Metre	Article No.	Metre	Article No.	Metre	
						Blue		Blue		Blue	
3/8"	12,6	17,8	60	85	30	352.012.1	-	-	-	-	0,3
1/2"	16,0	21,1	75	110	30	352.016.1	-	-	-	-	0,4
3/4"	21,0	26,4	90	140	30	352.020.1	-	-	-	-	0,6
1"	26,5	33,1	120	170	30	352.026.1	-	-	-	-	0,8
1.1/4"	35,1	41,8	135	215	15	352.035.1	-	-	-	-	1,1
1.1/2"	40,3	47,8	165	250	15	352.040.1	-	-	-	-	1,5
2"	51,6	59,9	210	300	15	352.050.1	-	-	-	-	2,0

**ANACONDA  
CONDUIT FOR  
HYGIENIC  
DESIGN**

**CONDUIT  
TYPE FG  
BLUE**

The fittings for Sealtite FG are outlined on page 08



Size Sealtite	Inch	1/4"	5/16"	3/8"	1/2"	3/4"	1"	1 1/4"	1 1/2"	2"	2 1/2"	3"	4"
Fittings	ISO	M12-M16	M16-M20	M16-M20	M20	M25	M32	M40	M50	M63	M75	M90	M105
	PG	7	9 - 11	11 - 13,5	16	21	29	36	42	48	-	-	-
	NPT	-	-	1/2"	1/2"	3/4"	1"	1 1/4"	1 1/2"	2"	2 1/2"	3"	4"



**Sealtite NMFG blue:**  
**Hygienic design.**

Sealtite NMFG is an all plastic, lightweight flexible conduit designed for static and medium duty dynamic applications on a wide range of food processing equipment like sweet and pastry machines, packaging machines and general electrical installations in the Food Non-Contact and Splash Zones. Sealtite FG conduit and its fittings meet the requirements of FDA CFR 21, are certified in accordance with NSF/ANSI 51-169 material design requirements and are resistant to chemicals and detergents in accordance with ECOLAB certification. This makes Sealtite FG cable protection systems suitable for the most demanding applications in the food and pharmaceutical industry where a high level of hygiene is specified.

specifically formulated for food and beverage applications per FDA CFR 21 and NSF 51 requirements, UL/CSA approval pending.

**Temperature:** -35 °C to +50 °C, intermittent up to +70 °C.  
**Colour:** blue.

**Classification according NEN-EN-IEC 61386:**  
**Compression resistance:** Class 1, Very Light (125 N).  
**Impact resistance:** Class 3, Medium (2 J).  
**Tensile strength:** Class 4, Heavy (1000 N).  
**Protection class:** IP 67 (dust-proof, water-tight), with hygienic fittings IP 68.

**Material & Construction:**

**Construction:** Thick smooth thermoplastic (PVC compound) core reinforced with PVC spiral.  
**Cover specifications:** PVC, lead-free according to RoHS,



**ANACONDA  
CONDUIT FOR  
HYGIENIC  
DESIGN**

**CONDUIT  
TYPE NMFG  
BLUE**

Sealtite	Diameter		Bending radius		Standard carton		Small carton		Reels		Weight (Kg/m)
	Size (Inch)	Inside (mm)	Outside (mm)	Static (mm)	Dynamic (mm)	Metre	Article No.	Metre	Article No.	Metre	
3/8"	12,6	17,8	70	100	30	359.012.0	-	-	-	-	0,12
1/2"	16,0	21,1	100	135	30	359.016.0	-	-	-	-	0,18
3/4"	21,1	26,4	130	175	30	359.020.0	-	-	-	-	0,28
1"	26,8	33,1	180	220	30	359.026.0	-	-	-	-	0,34
1.1/4"	35,4	41,8	225	270	15	359.035.0	-	-	-	-	0,46
1.1/2"	40,3	47,8	255	320	15	359.040.0	-	-	-	-	0,6
2"	51,6	59,9	310	400	15	359.050.0	-	-	-	-	0,8

The fittings for Sealtite NMFG are outlined on page 08



Size Sealtite	Inch	-	-	3/8"	1/2"	3/4"	1"	1 1/4"	1 1/2"	2"	-	-	-
Fittings	ISO	-	-	M16 - M20	M20	M25	M32	M40	M50	M63	-	-	-
	PG	-	-	11 - 13,5	16	21	29	36	42	48	-	-	-
	NPT	-	-	1/2"	1/2"	3/4"	1"	1 1/4"	1 1/2"	2"	-	-	-



**Anaconda Hygienic Design, stainless steel AISI-316 “food fitting” for Anaconda Sealtite.**

Anaconda hygienically designed, stainless steel food fittings can be used with all types of Anaconda Sealtite conduits (except CNP). These stainless fittings are designed with rounded corners and have a smooth contourless profile to minimise the risk of bacteria deposits and to promote easy cleaning. They display excellent resistance to corrosion.

**Material & Construction:**

**Construction:** Stainless steel (AISI-316) fitting, consisting of 6 parts (lower seal, counter nut, upper seal, clamping ring, ferrule and body).

**Material:** Counter nut and body are stainless steel (AISI-316) and the ferrule is from nickel plated brass. Clamping



ring is from PA6. The blue rubber is made of TPE in accordance with FDA-CFR 21.

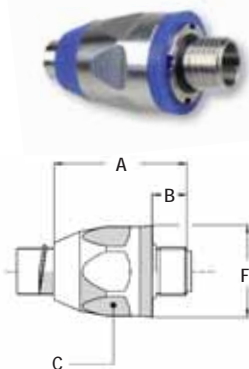
**Special approvals:** Special TPE seals, halogen-free, specially formulated for food and beverage applications per FDA guideline CFR 21.

**Temperature:** -45 °C till +105 °C continuous.

**Protection class:** IP 68 according EN 60529, IP69K according DIN 40050-9 (till 40 Bar high pressure).

**Colour:** Metal.

**ISO straight food grade fitting, male, stainless steel (AISI-316).**



Thread ISO	Sealtite Size (inch)	Min. Internal Bore (mm)	Dimensions in mm					Standard Package	Article Number	Weight (Kg/100)
			A	B	C	D	F			
M16 x 1,5	3/8"	10,4	48	12	27	-	31	10	832.016.9	6,6
M20 x 1,5	1/2"	13,8	50	13	30	-	34	10	832.020.9	8,0
M25 x 1,5	3/4"	18,5	57	15	36	-	41	5	832.025.9	11,8
M32 x 1,5	1"	23,8	68	15	46	-	53	5	832.032.9	22,8
M40 x 1,5	1.1/4"	31,8	75	16	54	-	62	2	832.040.9	34,2
M50 x 1,5	1.1/2"	36,8	81	18	63	-	70	1	832.050.9	38,6
M63 x 1,5	2"	47,8	88	20	77	-	85	1	832.063.9	76,6

**ANACONDA  
CONDUIT FOR  
HYGIENIC  
DESIGN**

**LIQUID-TIGHT  
FITTINGS FOR  
SEALTITE  
IP 68**





**Sealtite HFX blue:**  
**Robust, halogen-free, very flexible, good flame properties and superior chemical resistant.**

Sealtite HFX blue is a very flexible conduit which carries the BASF declaration ('Lebensmittel Echt') and which states that the material used in the cover of the conduit may be used in dry food applications upto 60°C. When used with FG Hygienic Design fittings, a high quality hygienic design cable protection system is created that is suitable for use in the Splash and Non-Food Zones. The conduit can also be used together with Anamet's standard range of fittings for use in the Unexposed Food Zone. This conduit is halogen free and as a cable protection system offers excellent mechanical and chemical resistance, is easy-to-clean and maintains its excellent flexibility at very low temperatures.

**Material & Construction:**

**Construction:** Galvanised steel core, square-locked with cord packing, thick smooth thermoplastic cover (Polyurethane).



From 1 1/2" a fully inter-locked profile is used.  
**Cover specifications:** Polyurethane, lead-free according to RoHS, sunlight and UV resistant, suitable for outside installation. The cover is resistant against oil and grease.  
**Temperature:** -55 °C to +105 °C, intermittent up to +125 °C.  
**Colour:** Blue.

**Classification according to NEN-EN-IEC 61386:**

**Compression resistance:** Class 4, Heavy (1250 N).  
**Impact resistance:** Class 4, Heavy (6 J).  
**Tensile strength:** Class 4, Heavy (1000 N).  
**Protection class:** IP 67 (dust-proof, water-tight).



**ANACONDA  
 CONDUIT FOR  
 HYGIENIC  
 DESIGN**

**CONDUIT  
 TYPE HFX  
 BLUE**

Sealtite	Diameter		Bending radius		Standard carton		Small carton		Reels		Weight (Kg/m)
	Size (Inch)	Inside (mm)	Outside (mm)	Static (mm)	Dynamic (mm)	Metre	Article No.	Metre	Article No.	Metre	
3/8"	12,6	17,8	60	85	30	335.212.1	-	-	-	-	0,3
1/2"	16,0	21,1	75	110	30	335.216.1	-	-	-	-	0,4
3/4"	21,0	26,4	90	140	30	335.220.1	-	-	-	-	0,6
1"	26,5	33,1	120	170	30	335.226.1	-	-	-	-	0,8
1.1/4"	35,1	41,8	135	215	15	335.235.1	-	-	-	-	1,1
1.1/2"	40,3	47,8	165	250	15	335.240.1	-	-	-	-	1,5
2"	51,6	59,9	210	300	15	335.250.1	-	-	-	-	2,0

The fittings for Sealtite are outlined on pages 14 till 25.



Size Sealtite	Inch	1/4"	5/16"	3/8"	1/2"	3/4"	1"	1 1/4"	1 1/2"	2"	2 1/2"	3"	4"
Fittings	ISO	M12-M16	M16-M20	M16-M20	M20	M25	M32	M40	M50	M63	M75	M90	M105
	PG	7	9 - 11	11 - 13,5	16	21	29	36	42	48	-	-	-
	NPT	-	-	1/2"	1/2"	3/4"	1"	1 1/4"	1 1/2"	2"	2 1/2"	3"	4"



**Sealtite HFI blue:**

**Robust, halogen-free, very flexible, chemical resistant, good flame properties and extra corrosion resistant.**



Sealtite HFI blue is a very flexible conduit which carries the BASF declaration ('Lebensmittel Echt') and which states that the material used in the cover of the conduit may be used in dry food applications upto 60°C. The conduit is halogen free and features a corrosion resistant stainless steel inner core, making it suitable for use in applications where acids and aggressive chemicals are present. Moreover, the conduit maintains its flexibility at high and low temperatures and is easy-to-clean. When combined with Anamet's range of standard fittings a first class cable protection system is achieved. The conduit and fitting system is recommended for use in the Non-Food and Non-Food Unexposed Zones as well as outdoor applications.

to RoHS, sunlight and UV resistant, suitable for outside installation. The cover is resistant against oil and grease.  
**Temperature:** -55 °C to +105 °C, intermittent up to +125 °C.  
**Colour:** Blue (also available in black).

**Classification according to NEN-EN-IEC 61386:**  
**Compression resistance:** Class 4, Heavy (1250 N).  
**Impact resistance:** Class 4, Heavy (6 J).  
**Tensile strength:** Class 4, Heavy (1000 N).  
**Protection class:** IP 67 (dust-proof, water-tight).

**Material & Construction:**

**Construction:** Stainless steel (AISI-304) core, square-locked with cord packing, thick smooth thermoplastic cover (Polyurethane).

From 1 1/2" a fully inter-locked profile is used.

**Cover specifications:** Polyurethane, lead-free according



Square locked

Sealtite	Diametre		Bending radius		Standard carton		Small carton		Reels		Weight (Kg/m)
	Size (Inch)	Inside (mm)	Outside (mm)	Static (mm)	Dynamic (mm)	Metre	Article No.	Metre	Article No.	Metre	
						<b>Blue</b>		<b>Blue</b>		<b>Blue</b>	
3/8"	12,6	17,8	60	85	30	339.212.1	-	-	-	-	0,3
1/2"	16,0	21,1	75	110	30	339.216.1	-	-	-	-	0,4
3/4"	21,0	26,4	90	140	30	339.220.1	-	-	-	-	0,6
1"	26,5	33,1	120	170	30	339.226.1	-	-	-	-	0,8
1.1/4"	35,1	41,8	135	215	15	339.235.1	-	-	-	-	1,1
1.1/2"	40,3	47,8	165	250	15	339.240.1	-	-	-	-	1,5
2"	51,6	59,9	210	300	15	339.250.1	-	-	-	-	2,0

**ANACONDA  
 CONDUIT FOR  
 HYGIENIC  
 DESIGN**

**CONDUIT  
 TYPE HFI  
 BLUE**

The fittings for Sealtite are outlined on pages 14 till 25.



Size Sealtite	Inch	1/4"	5/16"	3/8"	1/2"	3/4"	1"	1 1/4"	1 1/2"	2"	2 1/2"	3"	4"
Fittings	ISO	M12-M16	M16-M20	M16-M20	M20	M25	M32	M40	M50	M63	M75	M90	M105
	PG	7	9 - 11	11 - 13,5	16	21	29	36	42	48	-	-	-
	NPT	-	-	1/2"	1/2"	3/4"	1"	1 1/4"	1 1/2"	2"	2 1/2"	3"	4"



**Sealtite HCI blue:**  
**Robust, wide temperature range and extra corrosion resistant.**



Sealtite HCI Blue is a flexible conduit with a stainless steel inner hose for use on equipment and installations where large fluctuations in temperature can occur and where aggressive chemicals and gases are present. This robust conduit provides excellent mechanical, chemical and corrosion protection of cables in the Non-Food and Non-Food Unexposed Zones and on equipment and installations located outdoors. The conduit can be used with Anamet's standard range of fittings, providing an easy-to-install, easy-to-clean cable protection system.

**Material & Construction:**

**Construction:** Stainless steel AISI-304, square-locked with cord packing, thick smooth thermoplastic cover (PVC compound).

From 1.1/2" a fully interlocked-profile is used.

**Cover specifications:** PVC, lead-free according to RoHS, sunlight and UV resistant, suitable for outside installation. The cover is resistant against oil and grease.

**Temperature:** -45 °C to +105 °C, intermittent up to +120 °C.

**Colour:** Blue (also available in black).

**Classification according to NEN-EN-IEC 61386:**

**Compression resistance:** Class 4, Heavy (1250 N).

**Impact resistance:** Class 4, Heavy (6 J).

**Tensile strength:** Class 4, Heavy (1000 N).

**Protection class:** IP 67 (dust-proof, water-tight).



Square locked

**ANACONDA  
 CONDUIT FOR  
 HYGIENIC  
 DESIGN**

**CONDUIT  
 TYPE HCI  
 BLUE**

Sealtite	Diametre		Bending radius		Standard carton		Small carton		Reels		Weight
Size	Inside	Outside	Static	Dynamic	Metre	Article No.	Metre	Article No.	Metre	Article No.	(Kg/m)
(Inch)	(mm)	(mm)	(mm)	(mm)	Blue		Blue		Blue		
3/8"	12,6	17,8	60	85	30	358.012.1	-	-	-	-	0,3
1/2"	16,0	21,1	75	110	30	358.016.1	-	-	-	-	0,4
3/4"	21,0	26,4	90	140	30	358.020.1	-	-	-	-	0,6
1"	26,5	33,1	120	170	30	358.026.1	-	-	-	-	0,8
1.1/4"	35,1	41,8	135	215	30	358.035.1	-	-	-	-	1,1

The fittings for Sealtite are outlined on pages 14 till 25.



Size Sealtite	Inch	1/4"	5/16"	3/8"	1/2"	3/4"	1"	1 1/4"	1 1/2"	2"	2 1/2"	3"	4"
Fittings	ISO	M12-M16	M16-M20	M16-M20	M20	M25	M32	M40	M50	M63	M75	M90	M105
	PG	7	9 - 11	11 - 13,5	16	21	29	36	42	48	-	-	-
	NPT	-	-	1/2"	1/2"	3/4"	1"	1 1/4"	1 1/2"	2"	2 1/2"	3"	4"



**Sealtite HCI-316 black:**  
**Robust, wide temperature range and superior corrosion resistant.**

Sealtite HCI-316 is a highly flexible, robust conduit with a AISI-316 inner hose for use in high temperature applications and environments where aggressive chemicals like acids and salts are present. The robust conduit is designed to provide excellent mechanical, chemical and corrosion protection for cables used on equipment and machines in the Non-Food, Non-Food Unexposed Zones and outdoor installations. The conduit has a wide operating temperature range, handles low temperatures just as well as high temperatures and can be used with Anamet's range of standard fittings to provide an easy-to-install, easy-to-clean, high integrity cable protection system.

**Material & Construction:**

**Construction:** Stainless steel (AISI-316), square-locked with cord packing, thick smooth thermoplastic cover (PVC compound).

**Cover specifications:** PVC, lead-free according to RoHS,

sunlight and UV resistant, suitable for outside installation. The cover is resistant against oil and grease.

**Temperature:** -45 °C to +105 °C, intermittent up to +120 °C.

**Colour:** Black.

**Classification according to NEN-EN-IEC 61386:**

**Compression resistance:** Class 4, Heavy (1250 N).

**Impact resistance:** Class 4, Heavy (6 J).

**Tensile strength:** Class 4, Heavy (1000 N).

**Protection class:** IP 67 (dust-proof, water-tight).



Square locked

**ANACONDA  
 CONDUIT FOR  
 HYGIENIC  
 DESIGN**

**CONDUIT  
 TYPE HCI 316  
 BLACK**

Sealtite	Diametre		Bending radius		Standard carton		Small carton		Reels		Weight
Size	Inside	Outside	Static	Dynamic	Metre	Article No.	Metre	Article No.	Metre	Article No.	(Kg/m)
(Inch)	(mm)	(mm)	(mm)	(mm)		Black		Black		Black	
3/8"	12,6	17,8	60	85	30	319.012.1	10	319.012.3	-	-	0,3
1/2"	16,0	21,1	75	110	30	319.016.1	10	319.016.3	-	-	0,4
3/4"	21,0	26,4	90	140	30	319.020.1	10	319.020.3	-	-	0,6
1"	26,5	33,1	120	170	30	319.026.1	10	319.026.3	-	-	0,8

The fittings for Sealtite are outlined on pages 14 till 25.



Size Sealtite	Inch	1/4"	5/16"	3/8"	1/2"	3/4"	1"	1 1/4"	1 1/2"	2"	2 1/2"	3"	4"
Fittings	ISO	M12-M16	M16-M20	M16-M20	M20	M25	M32	M40	M50	M63	M75	M90	M105
	PG	7	9 - 11	11 - 13,5	16	21	29	36	42	48	-	-	-
	NPT	-	-	1/2"	1/2"	3/4"	1"	1 1/4"	1 1/2"	2"	2 1/2"	3"	4"



**Sealtite EF grey:  
Robust & universal.**

Sealtite EF is a robust, but very flexible and versatile conduit which is used to mechanically protect cables on equipment, machines, junction boxes and other electrical installations in the Non-Food and Non-Food Unexposed Zones. The conduit is designed for dynamic applications where frequent movement and vibration occurs. When combined with FG Hygienic Design fittings, a semi-hygienic design cable protection system is created, but it can be used together with Anamet's standard range of fittings to provide an easy-to-install, easy-to-clean cable protection system.

**Material & Construction:**

**Construction:** Galvanised steel core, square-locked with cord packing, thick smooth thermoplastic cover (PVC compound).

Size 1/4" and from 1.1/2" till 4", a fully inter-locked profile is used. From 2 1/2" the conduit has a UL approval (type

EFST/UA).

**Cover specifications:** PVC, lead-free according to RoHS, suitable for burial installation.

**Temperature:** -25 °C to +70 °C, intermittent up to +90 °C.

**Colour:** Grey (black is also available).

**Classification according to NEN-EN-IEC 61386:**

**Compression resistance:** Class 4, Heavy (1250 N).

**Impact resistance:** Class 4, Heavy (6 J).

**Tensile strength:** Class 4, Heavy (1000 N).

**Protection class:** IP 67 (dust-proof, water-tight).

**ANACONDA  
CONDUIT FOR  
HYGIENIC  
DESIGN**



**CONDUIT  
TYPE EF  
GREY**

Sealtite	Diameter		Bending radius		Standard carton		Small carton		Reels		Weight
Size (Inch)	Inside (mm)	Outside (mm)	Static (mm)	Dynamic (mm)	Metre	Article No. Grey	Metre	Article No. Grey	Metre	Article No. Grey	(Kg/m)
1/4"	6,4	11,5	40	50	50	311.006.1	-	-	-	-	0,2
5/16"	10,1	14,4	50	65	50	311.010.1	10	311.010.3	-	-	0,2
3/8"	12,6	17,8	60	85	75	311.012.1	10	311.012.3	250	311.012.5	0,3
1/2"	16,0	21,1	75	110	60	311.016.1	10	311.016.3	150	311.016.5	0,4
3/4"	21,0	26,4	90	140	50	311.020.1	10	311.020.3	120	311.020.5	0,6
1"	26,5	33,1	120	170	30	311.026.1	10	311.026.3	90	311.026.5	0,8
1.1/4"	35,1	41,8	135	215	30	311.035.1	10	311.035.3	60	311.035.5	1,1
1.1/2"	40,3	47,8	165	250	15	311.040.1	-	-	45	311.040.5	1,5
2"	51,6	59,9	210	300	15	311.050.1	-	-	30	311.050.5	2,0
2.1/2"	63,3	72,6	280	375	7,5	311.063.1	-	-	-	-	2,8
3"	78,4	88,4	425	530	7,5	311.075.1	-	-	-	-	3,7
4"	102,1	113,8	490	600	7,5	311.100.1	-	-	-	-	4,9
5"	127,1	140,5	630	750	7,5	311.125.1	-	-	-	-	7,9
6"	153,5	167,5	850	1000	7,5	311.150.1	-	-	-	-	9,9

The fittings for Sealtite are outlined on pages 14 till 25.



Size Sealtite	Inch	1/4"	5/16"	3/8"	1/2"	3/4"	1"	1 1/4"	1 1/2"	2"	2 1/2"	3"	4"
Fittings	ISO	M12-M16	M16-M20	M16-M20	M20	M25	M32	M40	M50	M63	M75	M90	M105
	PG	7	9 - 11	11 - 13,5	16	21	29	36	42	48	-	-	-
	NPT	-	-	1/2"	1/2"	3/4"	1"	1 1/4"	1 1/2"	2"	2 1/2"	3"	4"





## Anaconda compact fittings, UL & CSA, nickel plated brass, for Anaconda Sealtite.

The compact version nickel plated brass Anaconda fittings can be used with all types of Anaconda Sealtite (except CNP). This Anaconda fitting is a universal fitting with shorter design and lower weight. All ferrules are flanged versions for a better fit. The high quality nickel plating offers excellent corrosion protection in combination with a nice appearance. The compact fittings have UL & CSA approval.

**Construction:** Nickel plated brass fitting, consisting of 4 parts (counter nut, clamping ring, ferrule and body).

**Material:** Counter nut and body are nickel plated brass. Clamping ring is made from PA6 and the ferrule is made



from galvanised steel. The O-rings are from NBR rubber (black for ISO and blue for Pg).

**Special approvals:** UL-514B and CSA C 22.2 (combined UL/CSA file # E 234207).

Suitable for use in hazardous environments according NEC:

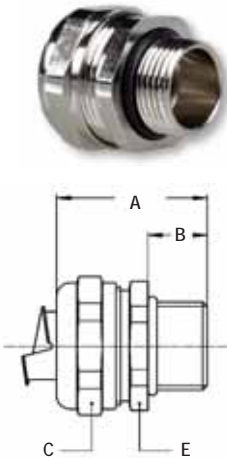
- Article 501.10 (B) (2) Class I, Division 2
- Article 502.10 (A) (2) and (B) (2) Class II, Division 1 and 2
- Article 503.10 (A) (3) and (B) Class III, Division 1 and 2

**Temperature:** -45 °C till +105 °C continuous

**Protection class:** IP 67 (dust-proof, water-tight)

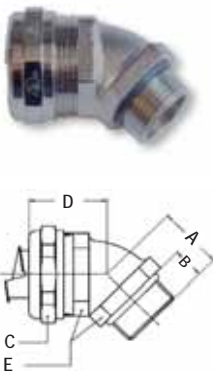
**Colour:** Metal

## ISO straight fitting, compact, male, nickel plated brass.



Thread	Sealtite Size (inch)	Min. Internal Bore (mm)	Dimensions in mm					Standard Package	Article Number	Weight (Kg/100)
			A	B	C	D	E			
M16 x 1,5	3/8"	11,0	31	10	26	-	24	10	712.016.1	3,9
M20 x 1,5	3/8"	11,0	31	10	26	-	24	10	712.017.1	4,0
M20 x 1,5	1/2"	14,5	32	10	29	-	27	10	712.020.1	4,4
M25 x 1,5	3/4"	19,4	33	10	35	-	33	5	712.025.1	6,6
M32 x 1,5	1"	24,7	36	12	45	-	42	5	712.032.1	11,7
M40 x 1,5	1.1/4"	33,3	40	13	53	-	50	2	712.040.1	16,0
M50 x 1,5	1.1/2"	38,0	46	14	62	-	58	2	712.050.1	25,3
M63 x 1,5	2"	49,0	52	16	76	-	72	2	712.063.1	38,6

## ISO 45° fitting, compact, male, nickel plated brass.

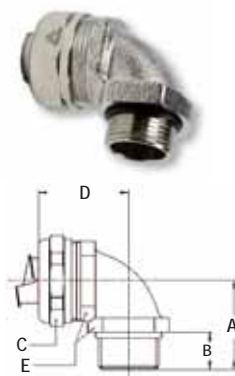


Thread	Sealtite Size (inch)	Min. Internal Bore (mm)	Dimensions in mm					Standard Package	Article Number	Weight (Kg/100)
			A	B	C	D	E			
M16 x 1,5	3/8"	11,0	19	10	26	27	22	10	712.416.1	6,3
M20 x 1,5	3/8"	11,0	20	10	26	28	24	10	712.417.1	7,2
M20 x 1,5	1/2"	14,5	21	10	29	30	27	10	712.420.1	8,3
M25 x 1,5	3/4"	19,4	23	10	35	33	33	5	712.425.1	12,8
M32 x 1,5	1"	24,7	28	12	45	38	42	5	712.432.1	22,5

ANACONDA  
CONDUIT FOR  
HYGIENIC  
DESIGN

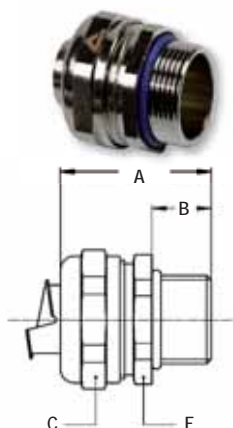
LIQUID-TIGHT  
FITTINGS FOR  
SEALTITE  
IP 67

ISO 90° fitting, compact, male, nickel plated brass.



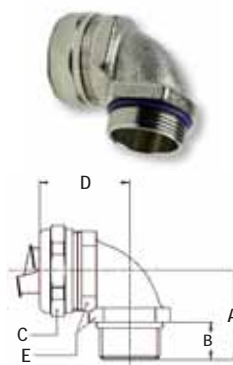
Thread	Sealtite Size (inch)	Min. Internal Bore (mm)	Dimensions in mm					Standard Package	Article Number	Weight (Kg/100)
			A	B	C	D	E			
M16 x 1,5	3/8"	11,0	26	10	26	31	22	10	712.916.1	6,6
M20 x 1,5	3/8"	11,0	26	10	26	32	24	10	712.917.1	7,9
M20 x 1,5	1/2"	14,5	28	10	29	34	27	10	712.920.1	9,2
M25 x 1,5	3/4"	19,4	32	10	35	40	33	5	712.925.1	16,2
M32 x 1,5	1"	24,7	40	12	45	49	42	5	712.932.1	27,8
M40 x 1,5	1.1/4"	33,3	46	13	53	53	52	2	712.940.1	40,1
M50 x 1,5	1.1/2"	38,0	52	14	62	57	60	2	712.950.1	57,5
M63 x 1,5	2"	49,0	62	16	76	68	72	2	712.963.1	90,6

Pg straight fitting, compact, male, nickel plated brass.



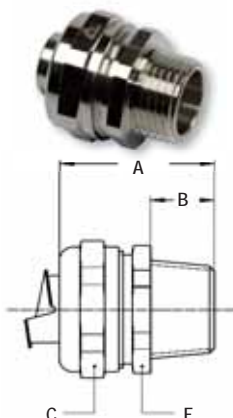
Thread Pg	Sealtite Size (inch)	Min. Internal Bore (mm)	Dimensions in mm					Standard Package	Article Number	Weight (Kg/100)
			A	B	C	D	E			
Pg 11	3/8"	11,0	31	10	26	-	24	10	710.011.1	4,0
Pg 13,5	3/8"	11,0	31	10	26	-	24	10	710.013.1	4,2
Pg 16	1/2"	14,5	32	10	29	-	27	10	710.016.1	4,5
Pg 21	3/4"	19,4	33	10	35	-	33	5	710.021.1	6,5
Pg 29	1"	24,7	36	12	45	-	44	5	710.029.1	12,2
Pg 36	1.1/4"	33,3	40	13	53	-	52	2	710.036.1	16,4
Pg 42	1.1/2"	38,0	46	14	62	-	60	2	710.042.1	26,3
Pg 48	2"	49,0	52	16	76	-	72	2	710.048.1	38,6

Pg 90° fitting, compact, male, nickel plated brass.



Thread Pg	Sealtite Size (inch)	Min. Internal Bore (mm)	Dimensions in mm					Standard Package	Article Number	Weight (Kg/100)
			A	B	C	D	E			
Pg 11	3/8"	11,0	26	10	26	32	24	10	710.911.1	7,7
Pg 13,5	3/8"	11,0	26	10	26	32	24	10	710.913.1	8,0
Pg 16	1/2"	14,5	28	10	29	34	27	10	710.916.1	9,2
Pg 21	3/4"	19,4	32	10	35	40	33	5	710.921.1	15,7
Pg 29	1"	24,7	40	12	45	49	42	5	710.929.1	28,6
Pg 36	1.1/4"	33,3	46	13	53	53	52	2	710.936.1	40,1
Pg 42	1.1/2"	38,0	52	14	62	57	60	2	710.942.1	57,5
Pg 48	2"	49,0	62	16	76	68	72	2	710.948.1	92,1

NPT straight fitting, compact, male, nickel plated brass.



Thread NPT	Sealtite Size (inch)	Min. Internal Bore (mm)	Dimensions in mm					Standard Package	Article Number	Weight (Kg/100)
			A	B	C	D	E			
NPT 1/2"	3/8"	11,0	35	14	26	-	24	10	714.012.1	4,4
NPT 1/2"	1/2"	14,5	36	14	29	-	27	10	714.016.1	5,0
NPT 3/4"	3/4"	19,4	37	14	35	-	33	5	714.020.1	7,0
NPT 1"	1"	24,7	40	16	45	-	42	5	714.026.1	12,6
NPT 1.1/4"	1.1/4"	33,3	43	16	53	-	50	2	714.035.1	16,8
NPT 1.1/2"	1.1/2"	38,0	50	18	62	-	58	2	714.040.1	25,8
NPT 2"	2"	49,0	56	20	76	-	72	2	714.050.1	41,2

ANACONDA  
CONDUIT FOR  
HYGIENIC  
DESIGN

LIQUID-TIGHT  
FITTINGS FOR  
SEALTITE  
IP 67



### Grounding ferrule, galvanised steel



Thread	Sealtite	Min. Internal Bore (mm)	Dimensions in mm					Standard Package	Article Number	Weight (Kg/100)
	Size (inch)		A	B	C	D	E			
-	3/8"	11,0	-	-	-	-	-	50	815.011.2	0,4
-	1/2"	14,5	-	-	-	-	-	50	815.016.2	0,5
-	3/4"	19,4	-	-	-	-	-	25	815.021.2	0,7
-	1"	24,7	-	-	-	-	-	25	815.029.2	1,1
-	1.1/4"	33,3	-	-	-	-	-	10	815.036.2	1,5
-	1.1/2"	38,0	-	-	-	-	-	10	815.042.2	2,1
-	2"	49,0	-	-	-	-	-	10	815.048.2	3,2



### Grounding ferrule, nickel plated brass.



Thread	Sealtite	Min. Internal Bore (mm)	Dimensions in mm					Standard Package	Article Number	Weight (Kg/100)
	Size (inch)		A	B	C	D	E			
-	1/4"	5,2	-	-	-	-	-	10	815.006.0	0,4
-	5/16"	8,3	-	-	-	-	-	10	815.010.0	0,8
-	3/8"	10,2	-	-	-	-	-	10	815.011.3	0,6
-	1/2"	13,9	-	-	-	-	-	10	815.016.3	0,8
-	3/4"	18,5	-	-	-	-	-	5	815.021.3	1,4
-	1"	23,8	-	-	-	-	-	5	815.029.3	2,8
-	1.1/4"	31,8	-	-	-	-	-	2	815.036.3	6,0
-	1.1/2"	36,8	-	-	-	-	-	2	815.042.3	6,8
-	2"	47,8	-	-	-	-	-	2	815.048.3	8,8



### Grounding ferrule, zinc plated steel.



Thread	Sealtite	Min. Internal Bore (mm)	Dimensions in mm					Standard Package	Article Number	Weight (Kg/100)
	Size (inch)		A	B	C	D	E			
-	3/8"	10,2	-	-	-	-	-	10	815.011.0	0,4
-	1/2"	13,9	-	-	-	-	-	10	815.016.0	0,6
-	3/4"	18,5	-	-	-	-	-	5	815.021.0	0,8
-	1"	23,8	-	-	-	-	-	5	815.029.0	1,4



### Grounding ferrule, plastic (POM).



Thread	Sealtite	Min. Internal Bore (mm)	Dimensions in mm					Standard Package	Article Number	Weight (Kg/100)
	Size (inch)		A	B	C	D	E			
-	3/8"	10,2	-	-	-	-	-	10	815.011.7	0,2
-	1/2"	13,9	-	-	-	-	-	10	815.016.7	0,3
-	3/4"	18,5	-	-	-	-	-	5	815.021.7	0,4
-	1"	23,8	-	-	-	-	-	5	815.029.7	0,7

ANACONDA  
CONDUIT FOR  
HYGIENIC  
DESIGN

LIQUID-TIGHT  
FITTINGS FOR  
SEALTITE  
IP 67



Anaconda **hygienic design**, mirror-polished "elbow food fitting" for Anaconda Sealtite.

Anaconda hygienically designed mirror polished elbow fittings can be used with all types of Anaconda Sealtite (except CNP) and offer a high corrosion resistance. Because of the special mirror-polished treatment these fittings are specifically smooth and give a good protection especially for the pharmaceutical and food industry. The mirror polished treatment reduces the risk of bacterial formation and permits easy cleaning.



**Material & Construction:**

**Construction:** Nickel plated brass fitting, consisting of 4 parts (counter nut, clamping ring, ferrule and body).

**Material:** Counter nut, body and ferrule are nickel plated brass with exception of size 3/8" till 1" where the ferrule is from galvanised steel. Clamping ring and inserts are made from PA6 red for ISO metric.

**Temperature:** -45 °C till +105 °C continuous.

**Protection class:** IP 67 (dust-proof, water-tight).

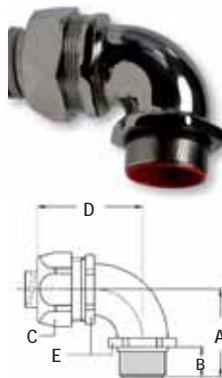
**Colour:** Metal.

ANACONDA  
CONDUIT FOR  
HYGIENIC  
DESIGN

LIQUID-TIGHT  
FITTINGS FOR  
SEALTITE  
IP 67

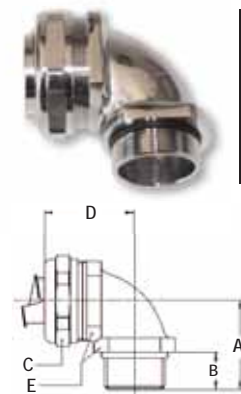


ISO 90° fitting, male, mirror-polished nickel plated brass.



Thread	Sealtite Size (inch)	Min. Internal Bore (mm)	Dimensions in mm					Standard Package	Article Number	Weight (Kg/100)
			A	B	C	D	F			
M16 x 1,5	5/16"	8,3	32	12	26	42	22	10	818.915.1	8,2
M20 x 1,5	5/16"	8,3	33	13	26	42	22	10	818.914.1	8,4
M16 x 1,5	3/8"	10,2	32	12	26	42	22	10	818.916.1	8,2
M20 x 1,5	3/8"	10,2	33	13	26	42	22	10	818.917.1	8,4
M20 x 1,5	1/2"	13,9	36	13	29	43	27	10	818.920.1	12,6
M25 x 1,5	3/4"	18,5	43	15	35	48	33	5	818.925.1	19,2
M32 x 1,5	1"	23,8	48	15	45	59	42	5	818.932.1	31,6

ISO 90° fitting, compact, male, nickel plated brass.



Thread	Sealtite Size (inch)	Min. Internal Bore (mm)	Dimensions in mm					Standard Package	Article Number	Weight (Kg/100)
			A	B	C	D	E			
M40 x 1,5	1.1/4"	33,3	46	13	53	53	52	2	712.940.1	40,1
M50 x 1,5	1.1/2"	38,0	52	14	62	57	60	2	712.950.1	57,5
M63 x 1,5	2"	49,0	62	16	76	68	72	2	712.963.1	90,6



## Anaconda compact fittings, UL & CSA, stainless steel AISI-304, for Anaconda Sealrite.

The compact version stainless steel Anaconda fittings can be used with all types of Anaconda Sealrite (except CNP). This Anaconda fitting is a universal fitting with shorter design and lower weight. All ferrules are flanged versions for a better fit. Because the fitting and ferrule are made from Stainless steel AISI-304 they offer an excellent corrosion protection in combination with a nice appearance. The compact fittings have UL & CSA approval.

**Construction:** Stainless steel AISI-304, consisting of 4 parts (counter nut, clamping ring, ferrule and body).

**Material:** Counter nut, body and ferrule are stainless steel



AISI-304. Clamping ring is made from PA6. The O-rings are from NBR rubber (black for ISO and blue for Pg).

**Special approvals:** UL-514B and CSA C 22.2 (combined UL/CSA file # E 234207).

Suitable for use in hazardous environments according NEC:

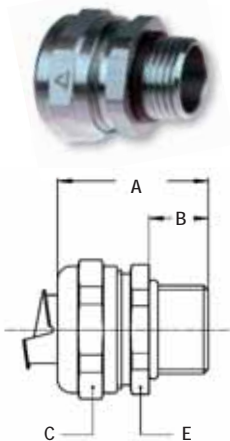
- Article 501.10 (B) (2) Class I, Division 2
- Article 502.10 (A) (2) and (B) (2) Class II, Division 1 and 2
- Article 503.10 (A) (3) and (B) Class III, Division 1 and 2

**Temperature:** -45 °C till +105 °C continuous

**Protection class:** IP 67 (dust-proof, water-tight)

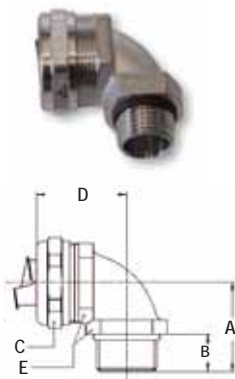
**Colour:** Metal

## ISO straight fitting, compact, stainless steel AISI-304



Thread	Sealrite Size (inch)	Min. Internal Bore (mm)	Dimensions in mm					Standard Package	Article Number	Weight (Kg/100)
			A	B	C	D	E			
M16 x 1,5	3/8"	11,0	31	10	26	-	24	10	712.016.9	3,9
M20 x 1,5	3/8"	11,0	31	10	26	-	24	10	712.017.9	4,0
M20 x 1,5	1/2"	14,5	32	10	29	-	27	10	712.020.9	4,4
M25 x 1,5	3/4"	19,4	33	10	35	-	33	5	712.025.9	6,6
M32 x 1,5	1"	24,7	36	12	45	-	42	5	712.032.9	11,7
M40 x 1,5	1.1/4"	33,3	40	13	53	-	50	2	712.040.9	16,0
M50 x 1,5	1.1/2"	38,0	46	14	62	-	58	2	712.050.9	25,3
M63 x 1,5	2"	49,0	52	16	76	-	72	2	712.063.9	38,6

## ISO 90° fitting, compact, male, stainless steel AISI-304



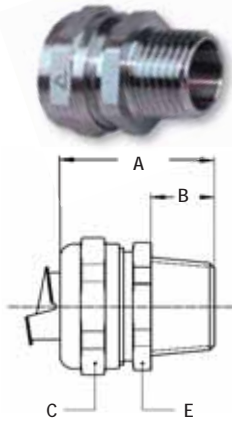
Thread	Sealrite Size (inch)	Min. Internal Bore (mm)	Dimensions in mm					Standard Package	Article Number	Weight (Kg/100)
			A	B	C	D	E			
M16 x 1,5	3/8"	11,0	26	10	26	31	22	10	712.916.9	6,6
M20 x 1,5	3/8"	11,0	26	10	26	32	24	10	712.917.9	7,9
M20 x 1,5	1/2"	14,5	28	10	29	34	27	10	712.920.9	9,2
M25 x 1,5	3/4"	19,4	32	10	35	40	33	5	712.925.9	16,2
M32 x 1,5	1"	24,7	40	12	45	49	42	5	712.932.9	27,8
M40 x 1,5	1.1/4"	33,3	46	13	53	53	52	2	712.940.9	40,1
M50 x 1,5	1.1/2"	38,0	52	14	62	57	60	2	712.950.9	57,5
M63 x 1,5	2"	49,0	62	16	76	68	72	2	712.963.9	90,6

ANACONDA  
CONDUIT FOR  
HYGIENIC  
DESIGN

LIQUID-TIGHT  
FITTINGS FOR  
SEALRITE  
IP 67

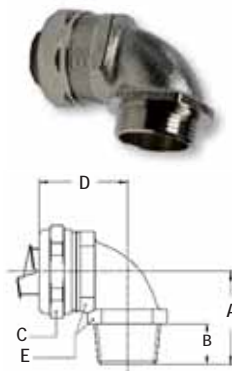


NPT straight fitting, compact, male, stainless steel AISI-304



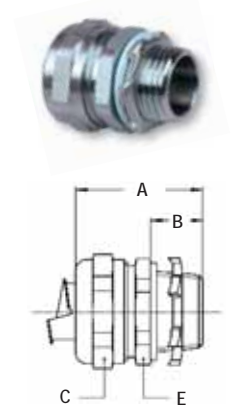
Thread NPT	Sealite Size (inch)	Min. Internal Bore (mm)	Dimensions in mm					Standard Package	Article Number	Weight (Kg/100)
			A	B	C	D	E			
NPT 1/2"	3/8"	11,0	35	14	26	-	24	10	714.012.9	4,4
NPT 1/2"	1/2"	14,5	36	14	29	-	27	10	714.016.9	5,0
NPT 3/4"	3/4"	19,4	37	14	35	-	33	5	714.020.9	7,0
NPT 1"	1"	24,7	40	16	45	-	42	5	714.026.9	12,6
NPT 1.1/4"	1.1/4"	33,3	43	16	53	-	50	2	714.035.9	16,8
NPT 1.1/2"	1.1/2"	38,0	50	18	62	-	58	2	714.040.9	25,8
NPT 2"	2"	49,0	56	20	76	-	72	2	714.050.9	41,2

NPT 90° fitting, compact, male, stainless steel AISI-304.



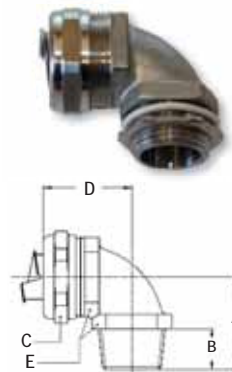
Thread NPT	Sealite Size (inch)	Min. Internal Bore (mm)	Dimensions in mm					Standard Package	Article Number	Weight (Kg/100)
			A	B	C	D	E			
NPT 1/2"	3/8"	11,0	30	14	26	32	24	10	714.912.9	8,2
NPT 1/2"	1/2"	14,5	32	14	29	34	27	10	714.916.9	9,6
NPT 3/4"	3/4"	19,4	36	14	35	40	33	5	714.920.9	16,7
NPT 1"	1"	24,7	44	16	45	49	42	5	714.926.9	28,3
NPT 1.1/4"	1.1/4"	33,3	49	16	53	53	52	2	714.935.9	41,4
NPT 1.1/2"	1.1/2"	38,0	56	18	62	57	60	2	714.940.9	57,3
NPT 2"	2"	49,0	66	20	76	68	72	2	714.950.9	90,8

NPT straight fitting, compact, male, stainless steel AISI-304, including washer and locknut



Thread NPT	Sealite Size (inch)	Min. Internal Bore (mm)	Dimensions in mm					Standard Package	Article Number	Weight (Kg/100)
			A	B	C	D	E			
NPT 1/2"	3/8"	11,0	35	14	26	-	24	10	714.012.92	4,9
NPT 1/2"	1/2"	14,5	36	14	29	-	27	10	714.016.92	5,5
NPT 3/4"	3/4"	19,4	37	14	35	-	33	5	714.020.92	7,8
NPT 1"	1"	24,7	40	16	45	-	42	5	714.026.92	13,9
NPT 1.1/4"	1.1/4"	33,3	43	16	53	-	50	2	714.035.92	18,6
NPT 1.1/2"	1.1/2"	38,0	50	18	62	-	58	2	714.040.92	28,0
NPT 2"	2"	49,0	56	20	76	-	72	2	714.050.92	44,0

NPT 90° fitting, compact, male, stainless steel AISI-304, including washer and locknut



Thread NPT	Sealite Size (inch)	Min. Internal Bore (mm)	Dimensions in mm					Standard Package	Article Number	Weight (Kg/100)
			A	B	C	D	E			
NPT 1/2"	3/8"	11,0	30	14	26	32	24	10	714.912.92	8,7
NPT 1/2"	1/2"	14,5	32	14	29	34	27	10	714.916.92	10,1
NPT 3/4"	3/4"	19,4	36	14	35	40	33	5	714.920.92	16,6
NPT 1"	1"	24,7	44	16	45	49	42	5	714.926.92	29,6
NPT 1.1/4"	1.1/4"	33,3	49	16	53	53	52	2	714.935.92	43,2
NPT 1.1/2"	1.1/2"	38,0	56	18	62	57	60	2	714.940.92	59,5
NPT 2"	2"	49,0	66	20	76	68	72	2	714.950.92	93,6

ANACONDA  
CONDUIT FOR  
HYGIENIC  
DESIGN

LIQUID-TIGHT  
FITTINGS FOR  
SEALITE  
IP 67



### Grounding ferrule, stainless steel AISI-304



Thread	Sealtite Size (inch)	Min. Internal Bore (mm)	Dimensions in mm					Standard Package	Article Number	Weight (Kg/100)
			A	B	C	D	E			
-	3/8"	11,0	-	-	-	-	-	50	815.011.5	0,4
-	1/2"	14,5	-	-	-	-	-	50	815.016.5	0,5
-	3/4"	19,4	-	-	-	-	-	25	815.021.5	0,7
-	1"	24,7	-	-	-	-	-	25	815.029.5	1,1
-	1.1/4"	33,3	-	-	-	-	-	10	815.036.5	1,5
-	1.1/2"	38,0	-	-	-	-	-	10	815.042.5	2,1
-	2"	49,0	-	-	-	-	-	10	815.048.5	3,2



### Lock nuts, stainless steel (AISI-304), ISO.



Thread ISO	Sealtite Size (inch)	Min. Internal Bore (mm)	Dimensions in mm					Standard Package	Article Number	Weight (Kg/100)
			A	B	C	D	E			
M16 x 1,5	-	-	2,8	-	19	-	-	50	880.116.9	0,5
M20 x 1,5	-	-	3,5	-	24	-	-	50	880.120.9	0,7
M25 x 1,5	-	-	3,5	-	30	-	-	25	880.125.9	1,1
M32 x 1,5	-	-	4,5	-	35	-	-	25	880.132.9	2,4
M40 x 1,5	-	-	4,5	-	45	-	-	5	880.140.9	3,6
M50 x 1,5	-	-	5,5	-	55	-	-	5	880.150.9	5,4
M63 x 1,5	-	-	6,0	-	70	-	-	5	880.163.9	6,2



### NPT locknut, stainless steel AISI-304



Thread	Sealtite Size (inch)	Min. Internal Bore (mm)	Dimensions in mm					Standard Package	Article Number	Weight (Kg/100)
			A	B	C	D	E			
NPT 1/2"	1/2"	-	-	-	-	-	-	100	880.316.9	0,5
NPT 3/4"	3/4"	-	-	-	-	-	-	50	880.320.9	0,8
NPT 1"	1"	-	-	-	-	-	-	50	880.326.9	1,3
NPT 1.1/4"	1.1/4"	-	-	-	-	-	-	20	880.335.9	1,8
NPT 1.1/2"	1.1/2"	-	-	-	-	-	-	20	880.340.9	2,2
NPT 2"	2"	-	-	-	-	-	-	20	880.350.9	2,8



### NPT flat seal, NBR Rubber



Thread	Sealtite Size (inch)	Min. Internal Bore (mm)	Dimensions in mm					Standard Package	Article Number	Weight (Kg/100)
			A	B	C	D	E			
NPT 1/2"	1/2"	-	-	-	-	-	-	50	815.616.0	0,03
NPT 3/4"	3/4"	-	-	-	-	-	-	25	815.620.0	0,05
NPT 1"	1"	-	-	-	-	-	-	25	815.626.0	0,11
NPT 1.1/4"	1.1/4"	-	-	-	-	-	-	10	815.635.0	0,15
NPT 1.1/2"	1.1/2"	-	-	-	-	-	-	10	815.640.0	0,19
NPT 2"	2"	-	-	-	-	-	-	10	815.650.0	0,33

ANACONDA  
CONDUIT FOR  
HYGIENIC  
DESIGN

LIQUID-TIGHT  
FITTINGS FOR  
SEALTITE  
IP 67



## Anaconda stainless steel fittings for Anaconda Sealtite.



The stainless steel Anaconda fittings can be used with all types of Anaconda Sealtite (except CNP). These fittings are available in AISI-304 and AISI-316 and offer superior corrosion resistance. These stainless steel Anaconda fittings are mostly used in the off-shore, chemical and food industry. Because of the UL & CSA approvals the fittings are also suitable for export projects outside Europe.

### Material & Construction:

**Construction:** Stainless steel (AISI-304) fitting, consisting of 4 parts (counter nut, clamping ring, ferrule and body).

**Material:** Counter nut and body are stainless steel (AISI-304) and the ferrule is from nickel plated brass. Clamping

ring and insert are from PA6 (red for ISO metric, blue for Pg and white for NPT).

**Special approvals:** UL-514B and CSA C 22.2 (combined UL/CSA file # E 234207).

Suitable for use in hazardous environments according NEC:

- Article 501.10 (B) (2) Class I, Division 2
- Article 502.10 (A) (2) and (B) (2) Class II, Division 1 and 2
- Article 503.10 (A) (3) and (B) Class III, Division 1 and 2

**Temperature:** -45 °C till +105 °C continuous (cable-hose-fittings are -40 °C till +100 °C).

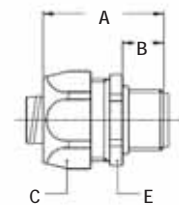
**Protection class:** IP 67 (dust-proof, water-tight), with cable-hose fittings an IP 68 rate on the switchbox can be obtained.

**Colour:** Metal.

ANACONDA  
CONDUIT FOR  
HYGIENIC  
DESIGN

LIQUID-TIGHT  
FITTINGS FOR  
SEALTITE  
IP 67

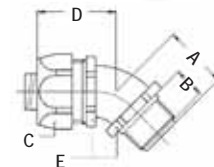
### ISO straight fitting, male, stainless steel (AISI-304).



Thread ISO	Sealtite Size (inch)	Min. Internal Bore (mm)	Dimensions in mm					Standard Package	Article Number	Weight (Kg/100)
			A	B	C	D	E			
M16 x 1,5	5/16"	8,3	35	12	27	-	24	10	812.015.9*	4,8
M20 x 1,5	5/16"	8,3	36	13	27	-	24	10	812.014.9*	5,1
M16 x 1,5	3/8"	10,2	35	12	27	-	24	10	812.016.9	4,8
M20 x 1,5	3/8"	10,2	36	13	27	-	24	10	812.017.9	5,1
M20 x 1,5	1/2"	13,9	37	13	30	-	27	10	812.020.9	5,9
M25 x 1,5	3/4"	18,5	40	15	36	-	36	5	812.025.9	7,9
M32 x 1,5	1"	23,8	46	15	46	-	46	5	812.032.9	17,5
M40 x 1,5	1.1/4"	31,8	52	16	54	-	52	2	812.040.9	27,9

\* Fittings for 5/16" conduit without UL/CSA approval

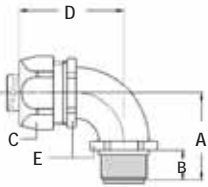
### ISO 45° fitting, male, stainless steel (AISI-304).



Thread ISO	Sealtite Size (inch)	Min. Internal Bore (mm)	Dimensions in mm					Standard Package	Article Number	Weight (Kg/100)
			A	B	C	D	E			
M16 x 1,5	5/16"	8,3	23	12	27	33	22	10	812.415.9*	7,3
M20 x 1,5	5/16"	8,3	24	13	27	33	22	10	812.414.9*	7,4
M16 x 1,5	3/8"	10,2	23	12	27	33	22	10	812.416.9	7,3
M20 x 1,5	3/8"	10,2	24	13	27	33	22	10	812.417.9	7,4
M20 x 1,5	1/2"	13,9	25	13	30	33	27	10	812.420.9	10,5
M25 x 1,5	3/4"	18,5	30	15	36	36	33	5	812.425.9	13,6

\* Fittings for 5/16" conduit without UL/CSA approval.

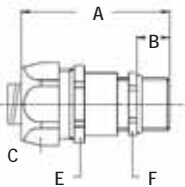
ISO 90° fitting, male, stainless steel (AISI-304).



Thread	Sealtite Size (inch)	Min. Internal Bore (mm)	Dimensions in mm					Standard Package	Article Number	Weight (Kg/100)
			A	B	C	D	E			
M16 x 1,5	5/16"	8,3	32	12	27	42	22	10	812.915.9*	8,2
M20 x 1,5	5/16"	8,3	33	13	27	42	22	10	812.914.9*	8,4
M16 x 1,5	3/8"	10,2	32	12	27	42	22	10	812.916.9	8,2
M20 x 1,5	3/8"	10,2	33	13	27	42	22	10	812.917.9	8,4
M20 x 1,5	1/2"	13,9	36	13	30	43	27	10	812.920.9	12,6
M25 x 1,5	3/4"	18,5	43	15	36	48	33	5	812.925.9	19,2

\* Fittings for 5/16" conduit without UL/CSA approval.

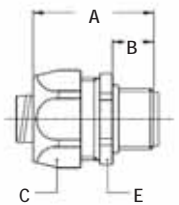
ISO cable-hose fitting, male, stainless steel (AISI-304).



Thread	Sealtite Size (inch)	Clamping Range (mm)	Dimensions in mm						Standard Package	Article Number	Weight (Kg/100)
			A	B	C	E	F				
M16 x 1,5	5/16"	4 - 8	57	12	27	24	18	10	812.715.9*	7,8	
M16 x 1,5	3/8"	4 - 8	57	12	27	24	18	10	812.716.9	7,8	
M20 x 1,5	3/8"	6 - 10,2	57	12	27	24	22	10	812.717.9	9,5	
M20 x 1,5	1/2"	6 - 12	59	12	30	27	22	10	812.720.9	9,7	

\* Fittings for 5/16" conduit.

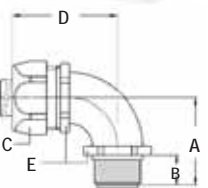
Pg straight fitting, male, stainless steel (AISI-304).



Thread	Sealtite Size (inch)	Min. Internal Bore (mm)	Dimensions in mm					Standard Package	Article Number	Weight (Kg/100)
			A	B	C	D	E			
Pg 11	5/16"	8,3	35	12	27	-	24	10	810.012.9*	5,6
Pg 13,5	5/16"	8,3	35	12	27	-	24	10	810.014.9*	5,6
Pg 11	3/8"	10,2	35	12	27	-	24	10	810.011.9	5,6
Pg 13,5	3/8"	10,2	35	12	27	-	24	10	810.013.9	5,6
Pg 16	1/2"	13,9	37	13	30	-	27	10	810.016.9	6,3
Pg 21	3/4"	18,5	40	15	36	-	36	5	810.021.9	8,4
Pg 29	1"	23,8	46	15	46	-	46	5	810.029.9	25,0
Pg 36	1.1/4"	31,8	52	16	54	-	52	2	810.036.9	34,6
Pg 42	1.1/2"	36,8	56	18	63	-	60	2	810.042.9	47,2
Pg 48	2"	47,8	66	20	77	-	74	2	810.048.9	72,0

\* Fittings for 5/16" conduit without UL/CSA approval.

Pg 90° fitting, male, stainless steel (AISI-304).



Thread	Sealtite Size (inch)	Min. Internal Bore (mm)	Dimensions in mm					Standard Package	Article Number	Weight (Kg/100)
			A	B	C	D	E			
Pg 11	5/16"	8,3	32	12	27	42	22	10	810.912.9*	8,9
Pg 11	3/8"	10,2	32	12	27	42	22	10	810.911.9	8,9
Pg 16	1/2"	13,9	36	13	30	43	27	10	810.916.9	15,3
Pg 21	3/4"	18,5	43	15	36	48	33	5	810.921.9	21,6
Pg 29	1"	23,8	48	15	46	50	42	5	810.929.9	35,3

\* Fittings for 5/16" conduit without UL/CSA approval.

ANACONDA  
CONDUIT FOR  
HYGIENIC  
DESIGN

LIQUID-TIGHT  
FITTINGS FOR  
SEALTITE  
IP 67



### Anaconda compact fittings, UL & CSA, stainless steel AISI-316, for Anaconda Sealtite.

The compact version stainless steel Anaconda fittings can be used with all types of Anaconda Sealtite (except CNP). This Anaconda fitting is a universal fitting with shorter design and lower weight. All ferrules are flanged versions for a better fit. Because the fitting and ferrule are made from Stainless steel AISI-316 they offer an excellent corrosion protection in combination with a nice appearance. The compact fittings have UL & CSA approval.

**Construction:** Stainless steel AISI-316, consisting of 4 parts (counter nut, clamping ring, ferrule and body).

**Material:** Counter nut, body are stainless steel AISI-316



and ferrule are stainless steel AISI-304. Clamping ring is made from PA6. The O-rings are from NBR rubber.

**Special approvals:** UL-514B and CSA C 22.2 (combined UL/CSA file # E 234207).

Suitable for use in hazardous environments according NEC:

- Article 501.10 (B) (2) Class I, Division 2
- Article 502.10 (A) (2) and (B) (2) Class II, Division 1 and 2
- Article 503.10 (A) (3) and (B) Class III, Division 1 and 2

**Temperature:** -45 °C till +105 °C continuous

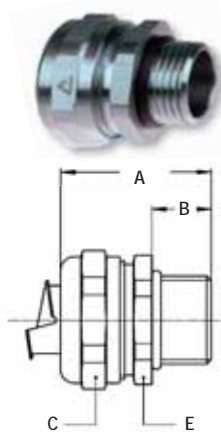
**Protection class:** IP 67 (dust-proof, water-tight)

**Colour:** Metal

**ANACONDA  
CONDUIT FOR  
HYGIENIC  
DESIGN**

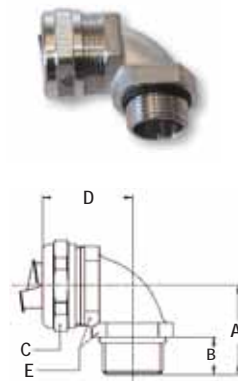
**LIQUID-TIGHT  
FITTINGS FOR  
SEALTITE  
IP 67**

### ISO straight fitting, compact, stainless steel AISI-316



Thread	Sealtite Size (inch)	Min. Internal Bore (mm)	Dimensions in mm					Standard Package	Article Number	Weight (Kg/100)
			A	B	C	D	E			
M16 x 1,5	3/8"	11,0	31	10	26	-	24	10	712.116.9	3,9
M20 x 1,5	3/8"	11,0	31	10	26	-	24	10	712.117.9	4,0
M20 x 1,5	1/2"	14,5	32	10	29	-	27	10	712.120.9	4,4
M25 x 1,5	3/4"	19,4	33	10	35	-	33	5	712.125.9	6,6
M32 x 1,5	1"	24,7	36	12	45	-	42	5	712.132.9	11,7
M40 x 1,5	1.1/4"	33,3	40	13	53	-	50	2	712.140.9	16,0
M50 x 1,5	1.1/2"	38,0	46	14	62	-	58	2	712.150.9	25,3
M63 x 1,5	2"	49,0	52	16	76	-	72	2	712.163.9	38,6

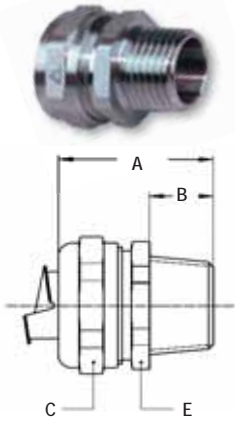
### ISO 90° fitting, compact, male, stainless steel AISI-316



Thread	Sealtite Size (inch)	Min. Internal Bore (mm)	Dimensions in mm					Standard Package	Article Number	Weight (Kg/100)
			A	B	C	D	E			
M16 x 1,5	3/8"	11,0	26	10	26	31	22	10	712.516.9	6,6
M20 x 1,5	3/8"	11,0	26	10	26	32	24	10	712.517.9	7,9
M20 x 1,5	1/2"	14,5	28	10	29	34	27	10	712.520.9	9,2
M25 x 1,5	3/4"	19,4	32	10	35	40	33	5	712.525.9	16,2
M32 x 1,5	1"	24,7	40	12	45	49	42	5	712.532.9	27,8
M40 x 1,5	1.1/4"	33,3	46	13	53	53	52	2	712.540.9	40,1
M50 x 1,5	1.1/2"	38,0	52	14	62	57	60	2	712.550.9	57,5
M63 x 1,5	2"	49,0	62	16	76	68	72	2	712.563.9	90,6

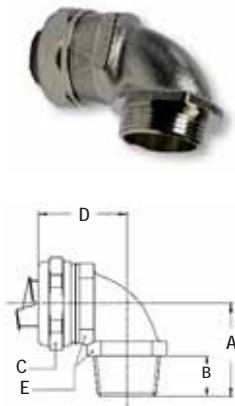


NPT straight fitting, compact, male, stainless steel AISI-316



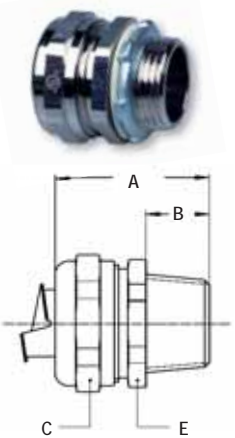
Thread NPT	Sealtite Size (inch)	Min. Internal Bore (mm)	Dimensions in mm					Standard Package	Article Number	Weight (Kg/100)
			A	B	C	D	E			
NPT 1/2"	3/8"	11,0	35	14	26	-	24	10	714.112.9	4,4
NPT 1/2"	1/2"	14,5	36	14	29	-	27	10	714.116.9	5,0
NPT 3/4"	3/4"	19,4	37	14	35	-	33	5	714.120.9	7,0
NPT 1"	1"	24,7	40	16	45	-	42	5	714.126.9	12,6
NPT 1.1/4"	1.1/4"	33,3	43	16	53	-	50	2	714.135.9	16,8
NPT 1.1/2"	1.1/2"	38,0	50	18	62	-	58	2	714.140.9	25,8
NPT 2"	2"	49,0	56	20	76	-	72	2	714.150.9	41,2

NPT 90° fitting, compact, male, stainless steel AISI-316



Thread NPT	Sealtite Size (inch)	Min. Internal Bore (mm)	Dimensions in mm					Standard Package	Article Number	Weight (Kg/100)
			A	B	C	D	E			
NPT 1/2"	3/8"	11,0	30	14	26	32	24	10	714.512.9	8,2
NPT 1/2"	1/2"	14,5	32	14	29	34	27	10	714.516.9	9,6
NPT 3/4"	3/4"	19,4	36	14	35	40	33	5	714.520.9	16,7
NPT 1"	1"	24,7	44	16	45	49	42	5	714.526.9	28,3
NPT 1.9/4"	1.1/4"	33,3	49	16	53	53	52	2	714.535.9	41,4
NPT 1.9/2"	1.1/2"	38,0	56	18	62	57	60	2	714.540.9	57,3
NPT 2"	2"	49,0	66	20	76	68	72	2	714.550.9	90,8

NPT straight fitting, compact, male, stainless steel AISI-316 (incl. locknut)

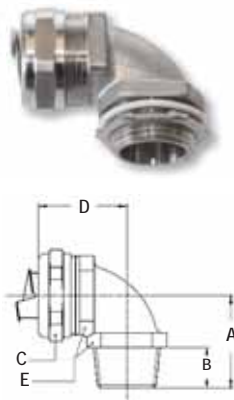


Thread NPT	Sealtite Size (inch)	Min. Internal Bore (mm)	Dimensions in mm					Standard Package	Article Number	Weight (Kg/100)
			A	B	C	D	E			
NPT 1/2"	3/8"	11,0	35	14	26	-	24	10	714.112.92	4,9
NPT 1/2"	1/2"	14,5	36	14	29	-	27	10	714.116.92	5,5
NPT 3/4"	3/4"	19,4	37	14	35	-	33	5	714.120.92	7,8
NPT 1"	1"	24,7	40	16	45	-	42	5	714.126.92	13,9
NPT 1.1/4"	1.1/4"	33,3	43	16	53	-	50	2	714.135.92	18,6
NPT 1.1/2"	1.1/2"	38,0	50	18	62	-	58	2	714.140.92	28,0
NPT 2"	2"	49,0	56	20	76	-	72	2	714.150.92	44,0

ANACONDA  
CONDUIT FOR  
HYGIENIC  
DESIGN

LIQUID-TIGHT  
FITTINGS FOR  
SEALTITE  
IP 67

NPT 90° fitting, compact, male, stainless steel AISI-316 (incl. locknut)



Thread	Sealtite Size (inch)	Min. Internal Bore (mm)	Dimensions in mm					Standard Package	Article Number	Weight (Kg/100)
			A	B	C	D	E			
NPT 1/2"	3/8"	11,0	30	14	26	32	24	10	714.512.92	8,7
NPT 1/2"	1/2"	14,5	32	14	29	34	27	10	714.516.92	10,1
NPT 3/4"	3/4"	19,4	36	14	35	40	33	5	714.520.92	16,7
NPT 1"	1"	24,7	44	16	45	49	42	5	714.526.92	29,6
NPT 1.9/4"	1.1/4"	33,3	49	16	53	53	52	2	714.535.92	43,2
NPT 1.9/2"	1.1/2"	38,0	56	18	62	57	60	2	714.540.92	59,5
NPT 2"	2"	49,0	66	20	76	68	72	2	714.550.92	93,6

Grounding ferrule, stainless steel AISI-304



Thread	Sealtite Size (inch)	Min. Internal Bore (mm)	Dimensions in mm					Standard Package	Article Number	Weight (Kg/100)
			A	B	C	D	E			
-	3/8"	11,0	-	-	-	-	-	50	815.011.5	0,4
-	1/2"	14,5	-	-	-	-	-	50	815.016.5	0,5
-	3/4"	19,4	-	-	-	-	-	25	815.021.5	0,7
-	1"	24,7	-	-	-	-	-	25	815.029.5	1,1
-	1.1/4"	33,3	-	-	-	-	-	10	815.036.5	1,5
-	1.1/2"	38,0	-	-	-	-	-	10	815.042.5	2,1
-	2"	49,0	-	-	-	-	-	10	815.048.5	3,2

Grounding ferrule, stainless steel AISI-316.



Thread	Sealtite Size (inch)	Min. Internal Bore (mm)	Dimensions in mm					Standard Package	Article Number	Weight (Kg/100)
			A	B	C	D	E			
-	3/8"	10,2	-	-	-	-	-	10	815.011.9	0,6
-	1/2"	13,9	-	-	-	-	-	10	815.016.9	0,8
-	3/4"	18,5	-	-	-	-	-	5	815.021.9	1,4
-	1"	23,8	-	-	-	-	-	5	815.029.9	2,8

ANACONDA  
CONDUIT FOR  
HYGIENIC  
DESIGN

LIQUID-TIGHT  
FITTINGS FOR  
SEALTITE  
IP 67



**Sealtite NMUA grey:**  
**All-plastic, flexible conduit, UL (type B) / CSA approved.**

Sealtite NMUA is an all plastic conduit that is flexible and provides good mechanical protection of cables on food equipment like granulation lines, fluidized bed systems, vacuum fillers and portioning systems. When combined with FG Hygienic Design fittings or Anamet's polished elbows, a semi- hygienic cable protection system suitable for use in Non-Food and Non-Food Unexposed Zones is achieved. Sealtite NMUA can be used with its own dedicated range of plastic fittings or with Anamet's range of standard nickel plated brass fittings to provide an easy-to-install, easy-to-clean cable protection system. This conduit is UL (type B)/ CSA approved.

**Material & Construction:**

**Construction:** Thick smooth thermoplastic (PVC compound) core reinforced with PVC spiral.

**Cover specifications:** PVC, smoothbore in- and outside, with PVC spiral reinforced, lead-free according to RoHS,

sunlight and UV resistant, suitable for outside and burial installation.

**Special approvals:** UL- 1660 type B (file # E 211327) and CSA C22.2 (file # 20817)

**Temperature range:** -20 °C till +80 °C, intermittent up to +100 °C. For CSA -18 °C till +75 °C.

**Colour:** Grey.

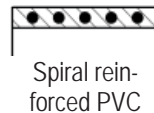
**Classification according NEN-EN-IEC 61386:**

**Compression resistance:** Class 2, Light (320 N).

**Impact resistance:** Class 3, Medium (2 J).

**Tensile strength:** Class 4, Heavy (1000 N).

**Protection class:** IP 67 (dust-proof, water-tight).



**ANACONDA  
 CONDUIT FOR  
 HYGIENIC  
 DESIGN**

**CONDUIT  
 TYPE NMUA  
 GREY**

Sealtite	Diametre		Bending radius		Standard carton		Small carton		Reels		Weight (Kg/m)
	Size (Inch)	Inside (mm)	Outside (mm)	Static (mm)	Dynamic (mm)	Metre	Article No.	Metre	Article No.	Metre	
						Grey		Grey		Grey	
3/8"	12,6	17,8	70	100	30	300.012.0	-	-	-	-	0,13
1/2"	16,0	21,1	100	135	30	300.016.0	-	-	-	-	0,20
3/4"	21,1	26,4	130	175	30	300.020.0	-	-	-	-	0,30
1"	26,8	33,1	180	220	30	300.026.0	-	-	-	-	0,38
1.1/4"	35,4	41,8	225	270	15	300.035.0	-	-	-	-	0,55
1.1/2"	40,3	47,8	255	320	15	300.040.0	-	-	-	-	0,70
2"	51,6	59,9	310	400	15	300.050.0	-	-	-	-	1,00

The fittings for Sealtite NMUA are outlined on pages 28 and 29.



Size Sealtite	Inch	-	-	3/8"	1/2"	3/4"	1"	1 1/4"	1 1/2"	2"	-	-	-
Fittings	ISO	-	-	M16 - M20	M20	M25	M32	M40	M50	M63	-	-	-
	PG	-	-	11 - 13,5	16	21	29	36	42	48	-	-	-
	NPT	-	-	1/2"	1/2"	3/4"	1"	1 1/4"	1 1/2"	2"	-	-	-



**Sealtite NMSF grey:  
All-plastic, very flexible conduit.**



Sealtite NMSF is an all plastic conduit that is very flexible which provides good mechanical protection of cables on food equipment like granulation lines, fluidized bed systems, vacuum fillers and portioning systems. Sealtite NMSF can be used with its own dedicated range of plastic fittings or with Anamet's range of standard nickel plated brass fittings to ensure a easy-to-install, easy-to-clean cable protection system that is suitable for use in Non-Food and Non-Food Unexposed Zones. Unlike Sealtite NMUA, the conduit is not approved by UL or CSA.

installation.

**Temperature range:** -20 °C till +80 °C, intermittent up to +100 °C.

**Colour:** Grey.

**Classification according NEN-EN-IEC 61386:**

**Compression resistance:** Class 1, Very Light (125 N).

**Impact resistance:** Class 3, Medium (2 J).

**Tensile strength:** Class 4, Heavy (1000 N).

**Protection class:** IP 67 (dust-proof, water-tight).

**Material & Construction:**

**Construction:** Thick smooth thermoplastic (PVC compound) core reinforced with PVC spiral.

**Cover specifications:** PVC, smoothbore in- and outside, with PVC spiral reinforced, lead-free according to RoHS, sunlight and UV resistant, suitable for outside and burial



Spiral reinforced PVC

**ANACONDA  
CONDUIT FOR  
HYGIENIC  
DESIGN**

**CONDUIT  
TYPE NMSF  
GREY**

Sealtite	Diametre		Bending radius		Standard carton		Small carton		Reels		Weight (Kg/m)
	Size (Inch)	Inside (mm)	Outside (mm)	Static (mm)	Dynamic (mm)	Metre	Article No.	Metre	Article No.	Metre	
3/8"	12,6	17,8	70	100	30	325.012.0	-	-	-	-	0,12
1/2"	16,0	21,1	100	135	30	325.016.0	-	-	-	-	0,18
3/4"	21,1	26,4	130	175	30	325.020.0	-	-	-	-	0,28
1"	26,8	33,1	180	220	30	325.026.0	-	-	-	-	0,34
1.1/4"	35,4	41,8	225	270	15	325.035.0	-	-	-	-	0,46
1.1/2"	40,3	47,8	255	320	15	325.040.0	-	-	-	-	0,6
2"	51,6	59,9	310	400	15	325.050.0	-	-	-	-	0,8

The fittings for Sealtite NMSF are outlined on pages 28 and 29.



Size Sealtite	Inch	-	-	3/8"	1/2"	3/4"	1"	1 1/4"	1 1/2"	2"	-	-	-
Fittings	ISO	-	-	M16 - M20	M20	M25	M32	M40	M50	M63	-	-	-
	PG	-	-	11 - 13,5	16	21	29	36	42	48	-	-	-
	NPT	-	-	1/2"	1/2"	3/4"	1"	1 1/4"	1 1/2"	2"	-	-	-



**Anamet, halogenfree, polyamide fittings for Anaconda Sealite NMUA / NMSF / NMFG.**

These polyamide PA6 Anamet fittings are specially made for the combination with Anaconda Sealite NMUA / NMSF and NMFG. These fittings offer liquid-tightness in combination with the UL & CSA approvals which makes them also suitable for export projects outside Europe.

**Material & Construction:**

**Construction:** Plastic fitting, consisting of 2 parts (counter

nut and body).

**Material:** Polyamide PA-6, V-2 , halogen free.

**Special approvals:** UL- 1660, type A (file # E234207) and CSA C22.2 (file #E234207).

**Temperature:** -40 °C till +120 °C continuous.

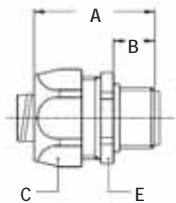
**Protection class:** IP 67 (dust-proof, water-tight).

**Colour:** Grey.

**ANACONDA  
CONDUIT FOR  
HYGIENIC  
DESIGN**

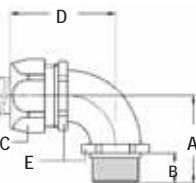
**LIQUID-TIGHT  
FITTINGS FOR  
NMUA / NMSF  
IP 67**

**ISO straight fitting, male, PA 6**



Thread	NMUA	Min. Internal	Dimensions in mm					Standard	Article	Weight
			ISO	Size (inch)	Bore (mm)	A	B			
M16 x 1,5	3/8"	10,9	47	14	35	-	33	25	263.016.0	2,0
M20 x 1,5	1/2"	14,4	47	14	35	-	33	25	263.020.0	2,3
M25 x 1,5	3/4"	18,0	49	16	43	-	39	10	263.025.0	3,4
M32 x 1,5	1"	23,9	53	16	49	-	44	5	263.032.0	5,8

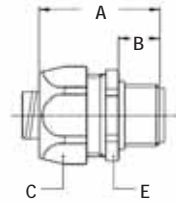
**ISO 90° fitting, male, PA 6**



Thread	NMUA	Min. Internal	Dimensions in mm					Standard	Article	Weight
			ISO	Size (inch)	Bore (mm)	A	B			
M16 x 1,5	3/8"	10,9	30	13	35	60	31	10	263.116.0	2,4
M20 x 1,5	1/2"	14,4	30	13	35	60	31	10	263.120.0	2,9
M25 x 1,5	3/4"	18,0	40	14	43	68	37	10	263.125.0	4,1
M32 x 1,5	1"	23,9	50	16	49	82	45	5	263.132.0	6,7

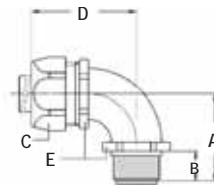


NPT straight fitting, male, PA 6  
(including NPT lock nut).



Thread NPT	NMUA Size (inch)	Min. Internal Bore (mm)	Dimensions in mm					Standard Package	Article Number	Weight (Kg/100)
			A	B	C	D	E			
1/2"	3/8"	10,9	47	14	35	-	33	25	263.312.0	2,3
1/2"	1/2"	14,4	47	14	35	-	33	25	263.316.0	2,6
3/4"	3/4"	18,0	49	16	43	-	39	10	263.320.0	3,8
1"	1"	23,9	53	16	49	-	44	5	263.326.0	6,3
1.1/4"	1.1/4"	30,6	60	18	59	-	55	5	263.335.0	9,5
1.1/2"	1.1/2"	35,4	64	19	66	-	61	1	263.340.0	10,3
2"	2"	47,8	72	21	83	-	79	1	263.350.0	19,5

NPT 90° fitting, male, PA 6  
(including NPT lock nut).



Thread NPT	NMUA Size (inch)	Min. Internal Bore (mm)	Dimensions in mm					Standard Package	Article Number	Weight (Kg/100)
			A	B	C	D	E			
1/2"	3/8"	10,9	30	13	35	60	31	10	263.412.0	2,7
1/2"	1/2"	14,4	30	13	35	60	31	10	263.416.0	3,2
3/4"	3/4"	18,0	40	14	43	68	37	10	263.420.0	4,5
1"	1"	23,9	50	16	49	82	45	5	263.426.0	7,2
1.1/4"	1.1/4"	30,6	68	18	59	84	54	5	263.435.0	14,4
1.1/2"	1.1/2"	35,4	70	19	66	88	59	1	263.440.0	16,8
2"	2"	47,8	73	21	83	90	74	1	263.450.0	27,2

ANACONDA  
CONDUIT FOR  
HYGIENIC  
DESIGN

LIQUID-TIGHT  
FITTINGS FOR  
NMUA / NMSF  
IP 67



**Sealtite CNP orange:  
All-plastic, robust, UL & CSA  
approved (type A).**

Sealtite CNP is a robust, reinforced heavy duty conduit for dynamic applications involving frequent movement and vibration. Typically, it is used to protect cables on a wide range of equipment deployed in the Non-Food and Non-Food Unexposed Zones and on equipment and installations located outdoors. The conduit has its own dedicated range of fittings which promotes easy installation and easy cleaning. CNP Sealtite cable protection system is ideally suited for use on machines and installations that will be exported to countries outside Europe.

**Material & Construction:**

**Construction:** Thick smooth thermoplastic (PVC compound) core, with braided nylon reinforcement and thick smooth thermoplastic (PVC compound) cover.

**Cover specifications:** PVC, lead-free according to RoHS, nylon reinforced, smoothbore in- and outside, sunlight and UV resistant, suitable for outside installation. The cover is resistant against oils and greases.

**Special approvals:** UL- 1660, type A (file # E 75863) and CSA C22.2 (file # 15275).

**Temperature range:** -20 °C till +60 °C, intermittent up to +80 °C. For CSA -18 °C till +75 °C.

**Colour:** Orange (grey is also available).

**Classification according NEN-EN-IEC 61386:**

**Compression resistance:** Class 1, Very light (125 N).

**Impact resistance:** Class 3, Medium (2 J).

**Tensile strength:** Class 4, Heavy (1000 N).

**Protection class:** IP 67 (dust-proof, water-tight).



Nylon reinforced PVC

**ANACONDA  
CONDUIT FOR  
HYGIENIC  
DESIGN**

**CONDUIT  
TYPE CNP  
ORANGE**

Sealtite	Diameter		Bending radius		Standard carton		Small carton		Reels		Weight (Kg/m)	
	Size (Inch)	Inside (mm)	Outside (mm)	Static (mm)	Dynamic (mm)	Metre	Article No.	Metre	Article No.	Metre		Article No.
						Orange			Orange		Orange	
3/8"	12,6	19,4	70	100	76	321.012.1	-	-	-	-	-	0,41
1/2"	16,1	23,4	90	125	60	321.016.1	-	-	-	-	-	0,43
3/4"	21,0	29,5	115	160	53	321.020.1	-	-	-	-	-	0,47
1"	26,5	36,3	170	200	30	321.026.1	-	-	-	-	-	0,65
1.1/4"	35,1	46,0	200	240	15	321.035.1	-	-	-	-	-	0,87
1.1/2"	40,7	52,4	230	290	15	321.040.1	-	-	-	-	-	1,22
2"	52,4	66,6	260	350	15	321.050.1	-	-	-	-	-	1,81

The fittings for Sealtite CNP are outlined on page 31.



Size Sealtite	Inch	-	-	3/8"	1/2"	3/4"	1"	1 1/4"	1 1/2"	2"	-	-	-
Fittings	ISO	-	-	M16	M20	M25	M32	M40	M50-M63	M63	-	-	-
	PG	-	-	-	-	-	-	-	-	-	-	-	-
	NPT	-	-	1/2"	1/2"	3/4"	1"	1 1/4"	1 1/2"	2"	-	-	-



## Anaconda stainless steel fittings for Sealtite CNP.

This stainless steel Anaconda fitting is a special sanitary design and offers a very good corrosion protection in combination with a nice appearance. Typically used in the pharmaceutical and food industry.



### **Material & Construction:**

**Construction:** Stainless steel (AISI-303) fitting, consisting of 4 parts (counter nut, clamping ring, ferrule and body).

**Material:** Counter nut, clamping ring and body are stainless steel (AISI-303), ferrule is from PA6.

**Temperature:** -45 °C till +105 °C continuous.

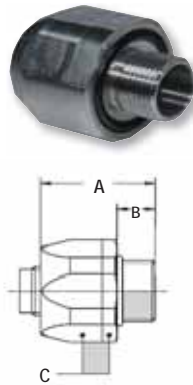
**Protection class:** IP 67 (dust-proof, water-tight).

**Colour:** Metal.

ANACONDA  
CONDUIT FOR  
HYGIENIC  
DESIGN

LIQUID-TIGHT  
FITTINGS FOR  
TYPE CNP  
IP 67

## ISO straight fitting, male, stainless steel (AISI-303).



Thread	CNP Size (inch)	Min. Internal Bore (mm)	Dimensions in mm					Standard Package	Article Number	Weight (Kg/100)
			A	B	C	D	E			
M16 x 1,5	3/8"	10,5	37	13	30	-	-	10	828.016.9	7,8
M20 x 1,5	1/2"	13,5	42	13	36	-	-	10	828.020.9	11,0
M25 x 1,5	3/4"	18,0	44	15	41	-	-	5	828.025.9	17,0
M32 x 1,5	1"	24,5	48	15	50	-	-	5	828.032.9	34,0
M40 x 1,5	1.1/4"	33,5	57	16	60	-	-	2	828.040.9	40,0
M50 x 1,5	1.1/2"	38,5	64	19	66	-	-	1	828.050.9	85,0
M63 x 1,5	1.1/2"	38,5	64	19	81	-	-	1	828.060.9	108,0
M63 x 1,5	2"	49,5	75	19	81	-	-	1	828.063.9	112,0

**ANAMET EUROPE B.V.**  
Transformatorweg 30  
NL-1014 AK Amsterdam  
Tel.: +31 20 - 586 3 586  
Fax.: +31 20 - 688 1 126  
Email: [sales@anamet.nl](mailto:sales@anamet.nl)  
Website: [www.anamet.nl](http://www.anamet.nl)